



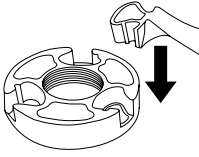
TEX:ENERGY®  
OFF-GRID POWER



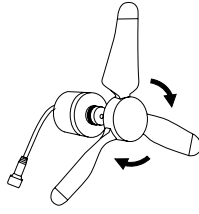
# INFINITE AIR

QUICK  
START  
GUIDE

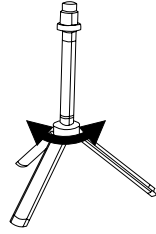
# START CHARGING YOUR DEVICES:



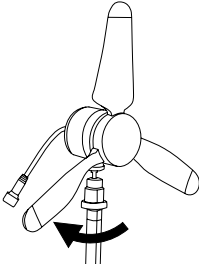
**1** Carefully insert blades into blade mount.



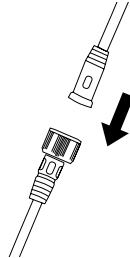
**2** Screw blade mount to turbine unit – clockwise.



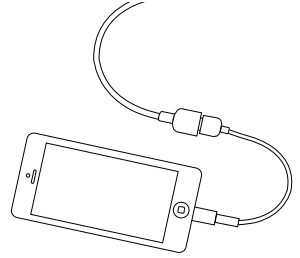
**3** Open tripod and twist leg lock into place.



**4** Attach turbine unit to tripod mounting screw – clockwise.



**5** Connect 1m cable to turbine cable and secure.



**6** Use the Female USB to connect to your device.

Would you like to know more about Texenergy?

If so, please go to [www.texenergy.com](http://www.texenergy.com) where you will be able to find information about our off-grid products, what we do, news, frequently asked questions, contact details and more.

For customer support, email us at [support@texenergy.com](mailto:support@texenergy.com)

Find more Texenergy on

